

COUNTRY ESTATE

FENCE, DECK & RAILING


Uwchland, PA



6' Red Cedar 1 x 6" T & G Privacy (3 RC) w/ Optional Cap Board

Neighbor Friendly Cedar Styles


Western Red Cedar 1" X 6" Tongue & Groove Sandwich Panel



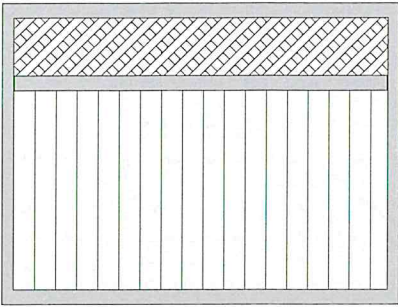
6 x 8' RC T & G Privacy (3 RO)
 • 1 x 4 3 Rail Frame



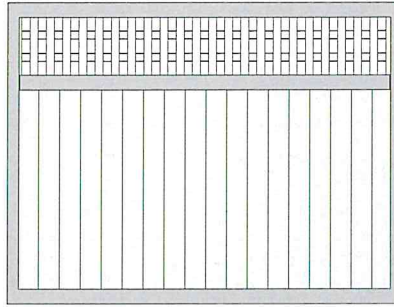
6 x 8' RC T & G Privacy (3 RC)
 • 1 x 4 3 Rail Frame




6 x 8' RC T & G Privacy (2 R) Deluxe
 • 1 x 6 2 Rail Frame



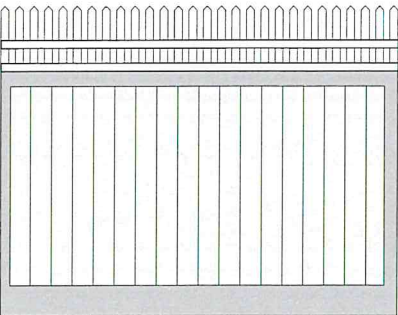
6 x 8' RC T & G Diagonal Lattice Top
 • 1 x 4 3 Rail Frame




6 x 8' RC T & G Square Lattice Top
 • 1 x 4 3 Rail Frame




6 x 8' RC T & G Closed 1.5" Square Picket Topper
 • 1 X 2 Topper Rails
 • 1 X 4 Mid Rail
 • 1 X 6 Bottom Rail



6 x 8' RC T & G Straight 1.5" Square Picket Pyramid Topper
 • 1 X 2 Topper Rails
 • 1 X 4 Mid Rail
 • 1 X 6 Bottom Rail



6 x 8' RC T & G Stepped 1.5" Square Picket Pyramid Topper
 • 1 X 2 Topper Rails
 • 1 X 4 Mid Rail
 • 1 X 6 Bottom Rail
 • Scalloped option available



4 x 8' RC 1.5" Square Picket 1.75" Spaced Straight Pyramid Topper
 • 1 X 4 Topper Rails
 • 1 X 6 Bottom Rail
 • Stepped or Scalloped options available

1" x 2" side trim standard
 All stainless steel fasteners
 Privacy boards are all 1 x 6" T & G
 Drawings are not to scale



AUTHORIZED INDEPENDENT COUNTRY ESTATE DEALER